


From: Julia Williams juliawilliams@clintonlaw.net 
Subject: Fwd: Scheduled: Paul Dulberg v. Law Offices of Thomas Popovich, et al. Job 923268: Hans Mast - 2020-06-25 10:00 AM CDT
Date: June 24, 2020 at 12:19 PM
To: Paul Dulberg pdulberg@comcast.net
Cc: Mary Winch marywinch@clintonlaw.net, Ed Clinton ed@clintonlaw.net

JW

Dear Paul,

Below are the instructions for joining the deposition tomorrow. As you will not be questioning the witness, I recommend placing your microphone on mute during the deposition to avoid any noise that may disturb the deposition or confuse the court reporter.

Best Regards,

Julia Williams
Of Counsel
The Clinton Law Firm
111 W. Washington, Ste. 1437
Chicago, IL 60602
P: 312.357.1515
F: 312.201.0737
juliawilliams@clintonlaw.net

This message may be privileged and confidential. If you are not the intended recipient, please delete the email and notify the sender immediately.

Begin forwarded message:

From: Alan Schulte <aschulte@uslegalsupport.com>
Subject: Scheduled: Paul Dulberg v. Law Offices of Thomas Popovich, et al. Job 923268: Hans Mast - 2020-06-25 10:00 AM CDT
Date: June 24, 2020 at 11:29:17 AM CDT
To: US Legal Support Scheduling Midwest <MWscheduling@uslegalsupport.com>

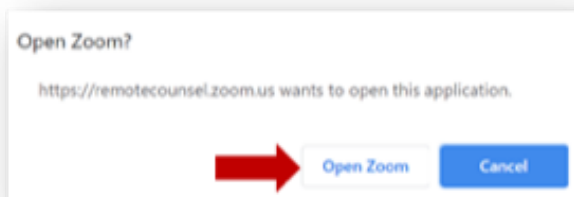
Hello,

In advance of tomorrow's deposition. I want to give everyone a couple important pieces of information. Please follow the steps below in order to participate in tomorrow's deposition. Please also refer to the attached Quick Guide for a brief overview RemoteDepo controls. Please also login to the deposition at least 15 minutes early to provide time to troubleshoot any technical issues.

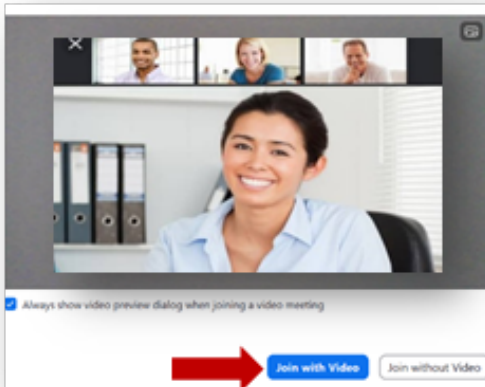
*All parties have been BCC'd on this invitation.

To join the virtual deposition room:

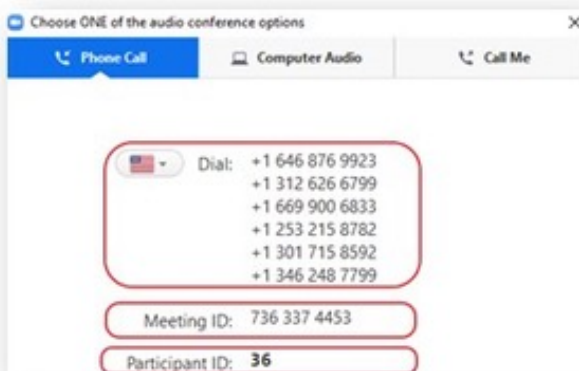
- **Step 1:** Click the link provided to you below under Join Meeting (also including it here for easy reference):
<https://uslegalsupport.remotecounsel.com/zoom/meeting/OTUyNDU=>
- **Step 2:** A website will open that will launch Zoom. Click "open zoom" to launch



- **Step 3:** Join with video



- **Step 4:** We recommend selecting the “Call Me” option and the system will dial you directly.
 - **Step 4b:** If you selected to dial in yourself, enter #, your unique Participant ID (36 in the example below) then press # again



You're now set to participate in our meeting.

Please confirm receipt of this email and once you've reviewed, let me know if you have any questions.

The court reporter will ask the deponent to show a government issued ID.

The test center below is a shared test center. Therefore a number of people may be testing at the same time.



Alan Schulte invited you to a meeting Thursday, June 25th at 10:00 AM CDT

Internal Ref #: 923268

Paul Dulberg v. Law Offices of Thomas Popovich, et al. Job 923268: Hans Mast

Starts 06/25/2020 at 10:00 AM CDT

Ends 06/25/2020 at 01:00 PM CDT

Join Meeting

PC, Mac, iOS or Android

<https://uslegalsupport.remotecounsel.com/zoom/meeting/OTUyNDU=>

Phone

[646-568-7788](tel:646-568-7788)

Meeting ID: 779-9076-793

Videoconference System

H323 162.255.36.11##7799076793

SIP 7799076793@162.255.36.11

ISDN Contact Us for ISDN

Test Your System

We recommend testing your system at least 48 hours before the event
Visit our [Test Center](#) and click on "Cameo Test"

Support

Contact us at remotedeposupport@uslegalsupport.com or [888-401-9541](tel:888-401-9541)

Please reference Bridge ID 101122 when calling support

Alan Schulte
U.S. Legal Support, Inc.
aschulte@uslegalsupport.com
312-957-4513

I



RemoteDepo
Quick Guide.pdf

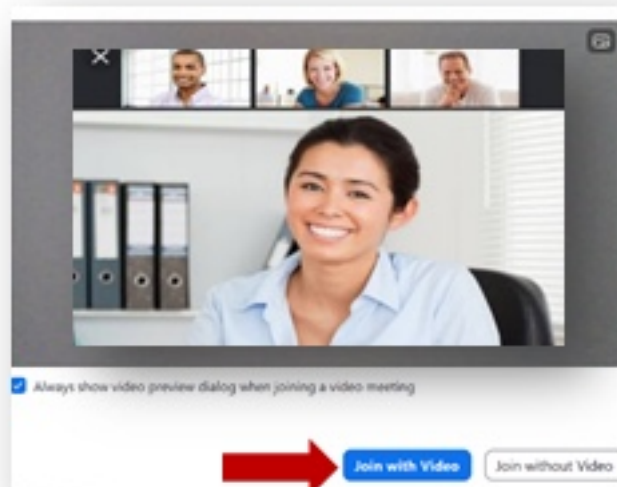
Open Zoom?

<https://remotecounsel.zoom.us> wants to open this application.



Open Zoom

Cancel




Choose ONE of the audio conference options

Phone Call

Computer Audio

Call Me

 ▼

Dial: +1 646 876 9923
+1 312 626 6799
+1 669 900 6833
+1 253 215 8782
+1 301 715 8592
+1 346 248 7799

Meeting ID: 736 337 4453

Participant ID: **36**



Quick Access and Helpful Tips

- 1 Audio**
Click this icon to mute and unmute your audio.
- 2 Webcam Sharing**
Click this icon to start your video and click it again to stop your video.
- 3 Active Participants**
This will show you a list of all individuals who are in attendance for the remote deposition.
- 4 Screen Sharing**
This feature can be used to share what is on your screen with all participants. When clicked, you will be prompted to select which window you would like to share. You can use this to facilitate sharing of an exhibit without dropping the file into the chat.
- 5A Chat**
Use chat to message all attendees, share documents and introduce exhibits to all participants and the court reporter in realtime.
- 5B Chat Window**
When you click the chat icon from the bottom toolbar, this chat window will appear. Here is where you'll see messages and introduced exhibits.
- 6 File Sharing**
Click this button to browse your local files and locate the exhibit files you wish to introduce. Once found, select the file (it will turn blue) and click the "Open" button to instantly place the exhibit into the chat window.
- 7 Gallery View**
We suggest using the gallery view so all participant webcam videos will display as tiles of equal size.

The default view is to "pin" the witness frame, as the above sample shows. However, if the witness frame has not been pinned by the host, you have the ability to modify the view based on your preferences.
- 8 Leave Meeting**
Click this button to leave the deposition. Participants will no longer be able to see you or hear you and you will no longer be an active participant.